

AAVSB's 2012 Member Board Profile Survey



The 2012 AAVSB Member Board Profile Survey was completed in August 2012. The questionnaire was accessed via an online link and the response rate was approximately 75%. ***Thank you for your participation!***

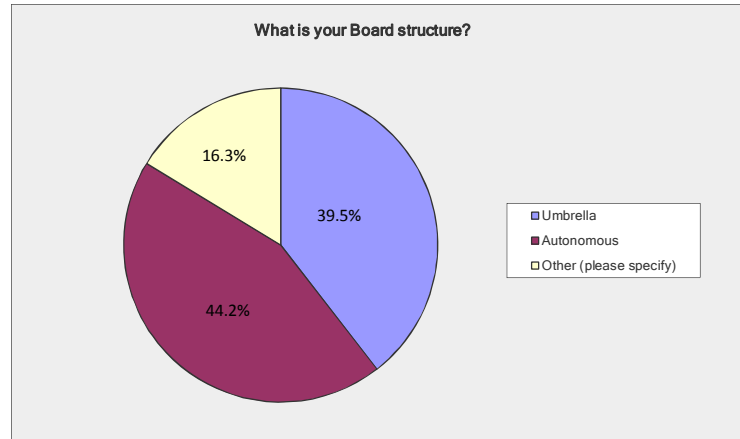
This survey will serve as a benchmark for future surveys, which will be conducted on an annual basis. The purpose is to collect current data to serve as a comparison among Member Boards as well as to answer commonly-asked questions and address emerging issues. Please be advised that this is not a valid statistical sample.

We encourage our Member Boards to submit questions for future surveys via the online Member Board Administrator’s Forum.

Table of Contents	Page	Table of Contents	Page
Q1: Board Structure	1	Q16: Renewal Fees	17
Q2: Board Composition	2	Q17: Online License Renewal	18
Q3: Board Legal Counsel	3	Q18: Renewal Cycle for Veterinarians	19
Q4: Board Regulated Licensees	4	Q19: Renewal Cycle for Veterinary Technicians	20
Q4 (Cont’d): Other Types of Board Regulated Licensees	5	Q20: CE Audits.....	21
Q5: Number of Active Licensed Veterinarians	6	Q21: Random CE Audits	22
Q6: Number of Inactive Licensed Veterinarians	7	Q22: Circumstances that Warrant CE Audits	23
Q7: Number of Active Licensed Veterinary Technicians.....	8	Q23: Action Against Unlicensed Activity.....	24
Q8: Number of Inactive Licensed Veterinary Technicians	9	Q23 (Cont’d) Board Authority	25
Q9: Inspection of Veterinary Facilities	10	Q24: Controlled Substance Prescription Monitoring	26
Q10: Frequency of Veterinary Facilities Inspections	11	Q25: Horse Teeth Floating by Lay Persons	27
Q11: Circumstances that Warrant Facilities Inspections	12	Q26: Pregnancy Determination by Lay Persons	28
Q12: Regulation of Mobile Veterinary Facilities	13	Q27: Embryo Transfer by Lay Persons	29
Q13: Inspection of Mobile Veterinary Facilities	14	Additional Comments/Concerns	30
Q14: Frequency of Mobile Veterinary Facilities Inspections	15		
Q15: Circumstances that Warrant Mobile Facilities Inspections	16		

Q1. What is your Board structure?

Answer Options	Response Percent
Umbrella	39.5%
Autonomous	44.2%
Other (please specify)	16.3%



Umbrella	Autonomous	Other	N/R
Alaska	Alberta	Alabama (Appointed by Governor)	Arkansas
Connecticut	Arizona	California (Semi-autonomous)	British Columbia
Florida	Hawaii	District of Columbia	Colorado
Kentucky	Idaho	New Mexico (Governor-appointed for four-year terms; maximum two four-year terms)	Delaware
Maine	Iowa	Oregon (State agency, statutory authority, other funds)	Georgia
Maryland	Louisiana	Prince Edward Island (A Board of Provincial VMA)	Illinois
Massachusetts	Minnesota	Utah (Advisory)	Indiana
Michigan	Missouri		Kansas
Montana	Nevada		Mississippi
Nebraska	North Carolina		New Hampshire
New York	North Dakota		New Jersey
South Carolina	Ohio		Ontario
Tennessee	Oklahoma		Rhode Island
Vermont	Puerto Rico		Virgin Islands
Virginia	South Dakota		
Washington	Texas		
Wisconsin	West Virginia		
	Wyoming		

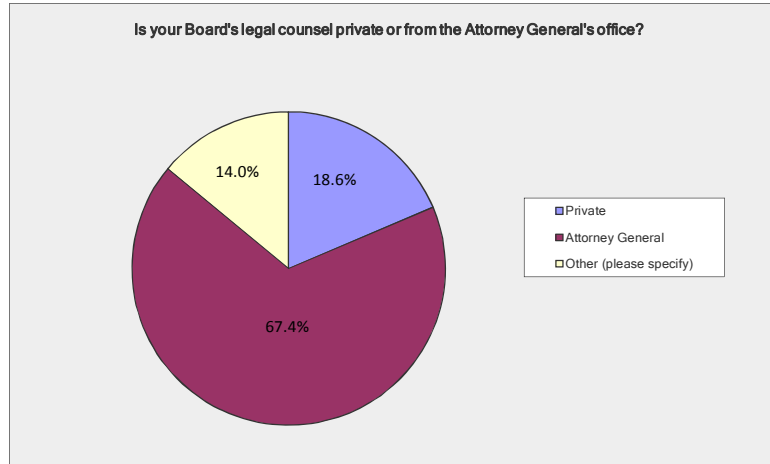
Q2. What is your board composition?

	Veterinarians	Veterinary Technicians	Public Members
Alabama	6	1	1
Alaska	4	0	1
Alberta	8	2	2
Arizona	5	1	3
Arkansas	N/R	N/R	N/R
British Columbia	N/R	N/R	N/R
California	4	1	3
Colorado	N/R	N/R	N/R
Connecticut	N/R	N/R	N/R
Delaware	N/R	N/R	N/R
District of Columbia	4	0	1
Florida	5	0	2
Georgia	N/R	N/R	N/R
Hawaii	5	0	2
Idaho	5	0	1
Illinois	N/R	N/R	N/R
Indiana	N/R	N/R	N/R
Iowa	3	0	2
Kansas	N/R	N/R	N/R
Kentucky	N/R	N/R	N/R
Louisiana	5	0	0
Maine	5	0	1
Maryland	5	0	2
Massachusetts	4	0	1
Michigan	5	1	3
Minnesota	5	0	2
Mississippi	N/R	N/R	N/R
Missouri	5	0	1

	Veterinarians	Veterinary Technicians	Public Members
Montana	5	0	1
Nebraska	3	1	1
Nevada	6	0	1
New Hampshire	N/R	N/R	N/R
New Jersey	N/R	N/R	N/R
New Mexico	5	0	2
New York	7	2	1
North Carolina	6	1	1
North Dakota	N/R	N/R	N/R
Ohio	5	1	1
Oklahoma	5	0	1
Ontario	N/R	N/R	N/R
Oregon	5	1	2
Pennsylvania	N/R	N/R	N/R
Prince Edward Island	8	0	2
Puerto Rico	4	0	1
Rhode Island	N/R	N/R	N/R
South Carolina	7	1	1
South Dakota	3	0	1
Tennessee	5	1	1
Texas	6	0	3
Utah	4	0	1
Vermont	4	0	2
Virgin Islands	N/R	N/R	N/R
Virginia	5	1	1
Washington	5	1	1
West Virginia	6	1	2
Wisconsin	5	1	2
Wyoming	5	0	1

Q3. Is your Board's legal counsel private or from the Attorney General's office?

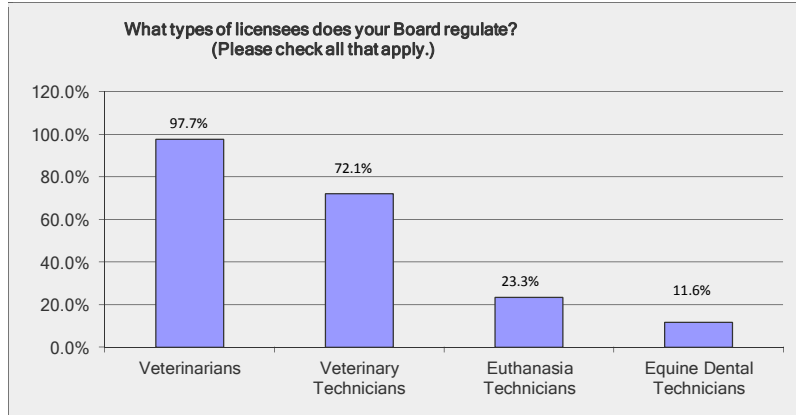
Answer Options	Response Percent
Private	18.6%
Attorney General	67.4%
Other (please specify)	14.0%



Private	Attorney General	Other	N/R
Alberta	Alabama	California (Staff counsel from Dept. of Consumer Affairs)	Arkansas
Louisiana	Alaska	Massachusetts (Employed by our umbrella state agency)	British Columbia
North Carolina	Arizona	Nevada	Colorado
South Dakota	Connecticut	New York (New York State Board of Regents Counsel's Office)	Delaware
Vermont	District of Columbia	Prince Edward Island	Georgia
	Florida	South Carolina (Agency)	Illinois
	Hawaii	Tennessee (Dept. of Health)	Indiana
	Idaho	Wisconsin (Staff of umbrella agency)	Kansas
	Iowa		Mississippi
	Kentucky		New Hampshire
	Maine		New Jersey
	Maryland		Ontario
	Michigan		Rhode Island
	Minnesota		Virgin Islands
	Missouri		
	Montana		
	Nebraska		
	New Mexico		
	North Dakota		
	Ohio		
	Oklahoma		
	Oregon		
	Puerto Rico		
	Texas		
	Utah		
	Virginia		
	Washington		
	West Virginia		
	Wyoming		

Q4: What types of licensees does your Board regulate? (Please check all that apply.)

Answer Options	Response Percent
Veterinarians	97.7%
Veterinary Technicians	72.1%
Euthanasia Technicians	23.3%
Equine Dental Technicians	11.6%
Other (please specify)	



Veterinarians	Veterinary Technicians	Euthanasia Technicians	Equine Dental Technicians	N/R
Alabama	Alabama	Alabama	Louisiana	Arkansas
Alaska	Alaska	Idaho	Minnesota	British Columbia
Alberta	Alberta	Kentucky	Oklahoma	Colorado
Arizona	Arizona	Louisiana	Virginia	Delaware
California	California	Montana	Washington	Georgia
Connecticut	Idaho	Nevada		Illinois
District of Columbia	Iowa	Oklahoma		Indiana
Florida	Kentucky	Oregon		Kansas
Hawaii	Louisiana	West Virginia		Mississippi
Idaho	Maine			New Hampshire
Iowa	Maryland			New Jersey
Kentucky	Michigan			Ontario
Louisiana	Missouri			Rhode Island
Maine	Nebraska			Virgin Islands
Maryland	Nevada			
Massachusetts	New Mexico			
Michigan	New York			
Minnesota	North Carolina			
Missouri	North Dakota			
Montana	Ohio			
Nebraska	Oklahoma			
Nevada	Oregon			
New Mexico	Puerto Rico			
New York	South Carolina			
North Carolina	South Dakota			
North Dakota	Tennessee			
Ohio	Virginia			
Oklahoma	Washington			
Ontario	West Virginia			
Oregon	Wisconsin			
Prince Edward Island				
Puerto Rico				
South Carolina				
South Dakota				
Tennessee				
Texas				
Utah				
Vermont				
Virginia				
Washington				
West Virginia				
Wisconsin				
Wyoming				

Q4: What other types of licensees does your Board regulate?

Alabama	Registered euthanasia facilities & faculty
Arizona	Premises
California	Hospital premises
Florida	Premise permits (establishments) and Limited Service Veterinary Medical Practice
Idaho	Certified Euthanasia Technicians
Kentucky	Animal shelters
Maryland	Veterinary hospital owners
Minnesota	We don't regulate Equine Dental Technicians. All we do is get an initial registration, we don't have a licensing or renewal process nor do we have the ability to discipline
Missouri	Veterinary facilities
Montana	Embryo transfer and euthanasia agencies
Nevada	Diplomates and and veterinarian-technicians-in-training
New Mexico	Veterinary facilities
Ohio	Veterinary business facilities
Oklahoma	Non-veterinary Reproductive Services Tech
Tennessee	Chemical Capture Technicians
Texas	Equine dental providers
Washington	Veterinary medication clerks

Q5: Please indicate the number of ACTIVE veterinary licensees within your jurisdiction:

	Active Veterinarians
Alabama	1725
Alaska	348
Alberta	1300
Arizona	2093
Arkansas	638
British Columbia	1284
California	10,700
Colorado	N/R
Connecticut	1329
Delaware	N/R
District of Columbia	215
Florida	6833
Georgia	N/R
Hawaii	428
Idaho	951
Illinois	N/R
Indiana	N/R
Iowa	2750
Kansas	N/R
Kentucky	2277
Louisiana	1266
Maine	742
Maryland	2632
Massachusetts	3000
Michigan	3788
Minnesota	2517
Mississippi	N/R
Missouri	2755

	Active Veterinarians
Montana	1054
Nebraska	1108
Nevada	832
New Hampshire	N/R
New Jersey	N/R
New Mexico	595
New York	5683
North Carolina	4094
North Dakota	478
Ohio	4041
Oklahoma	71,905
Ontario	N/R
Oregon	1967
Pennsylvania	N/R
Prince Edward Island	198
Puerto Rico	368
Rhode Island	N/R
South Carolina	1619
South Dakota	802
Tennessee	1982
Texas	6746
Utah	702
Vermont	588
Virgin Islands	N/R
Virginia	3391
Washington	3044
West Virginia	602
Wisconsin	3311
Wyoming	656

Q6: Please indicate (if applicable) the number of
INACTIVE (licensed but not currently practicing)

	Inactive Veterinarians
Alabama	175
Alaska	N/R
Alberta	300
Arizona	1325
Arkansas	43
British Columbia	206
California	4,900
Colorado	N/R
Connecticut	N/R
Delaware	N/R
District of Columbia	0
Florida	228
Georgia	N/R
Hawaii	48
Idaho	131
Illinois	N/R
Indiana	N/R
Iowa	N/R
Kansas	N/R
Kentucky	61
Louisiana	201
Maine	Not an option
Maryland	1603
Massachusetts	0
Michigan	3175
Minnesota	610
Mississippi	N/R
Missouri	373

	Inactive Veterinarians
Montana	N/A
Nebraska	1441
Nevada	184
New Hampshire	N/R
New Jersey	N/R
New Mexico	N/A
New York	N/R
North Carolina	N/R
North Dakota	12
Ohio	N/A
Oklahoma	N/A
Ontario	N/R
Oregon	230
Pennsylvania	N/R
Prince Edward Island	0
Puerto Rico	92
Rhode Island	N/R
South Carolina	1117
South Dakota	0
Tennessee	N/R
Texas	867
Utah	N/R
Vermont	899
Virgin Islands	N/R
Virginia	328
Washington	0
West Virginia	N/R
Wisconsin	3115
Wyoming	N/R

Q7: Please indicate the number of ACTIVE veterinary technician licensees within your jurisdiction.

	Active Technicians
Alabama	260
Alaska	179
Alberta	1200
Arizona	956
Arkansas	61
British Columbia	N/R
California	5,300
Colorado	N/R
Connecticut	N/A
Delaware	N/R
District of Columbia	0
Florida	0
Georgia	N/R
Hawaii	N/A
Idaho	203
Illinois	N/R
Indiana	N/R
Iowa	315
Kansas	N/R
Kentucky	225
Louisiana	116
Maine	516
Maryland	428
Massachusetts	0
Michigan	2473
Minnesota	0
Mississippi	N/R
Missouri	644

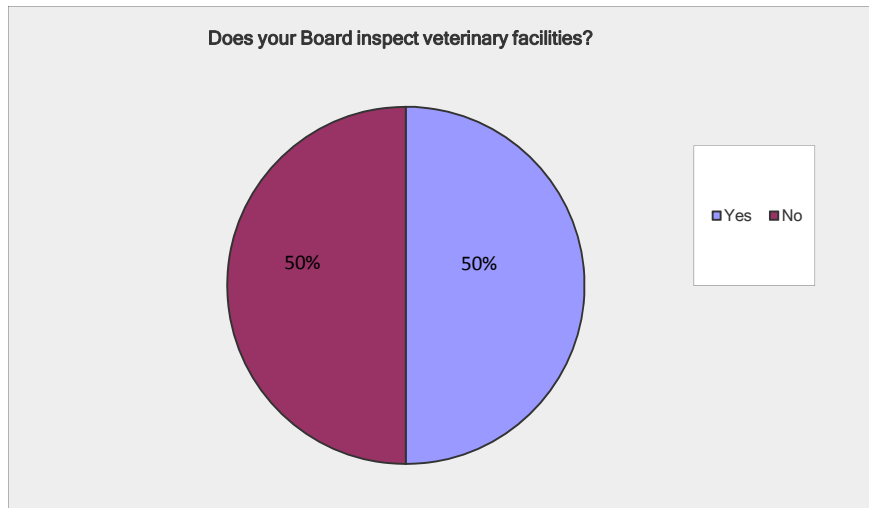
	Active Technicians
Montana	N/A
Nebraska	514
Nevada	540
New Hampshire	N/R
New Jersey	N/R
New Mexico	170
New York	4360
North Carolina	1120
North Dakota	275
Ohio	2876
Oklahoma	356
Ontario	N/R
Oregon	1139
Pennsylvania	N/R
Prince Edward Island	0
Puerto Rico	95
Rhode Island	N/R
South Carolina	329
South Dakota	99
Tennessee	449
Texas	0
Utah	0
Vermont	0
Virgin Islands	N/R
Virginia	1488
Washington	1684
West Virginia	128
Wisconsin	1465
Wyoming	N/R

Q8: Please indicate (if applicable) the number of INACTIVE (licensed but not currently practicing)

	Inactive Technicians
Alabama	8
Alaska	N/A
Alberta	250
Arizona	656
Arkansas	25
British Columbia	206
California	2,800
Colorado	N/R
Connecticut	N/A
Delaware	N/R
District of Columbia	0
Florida	0
Georgia	N/R
Hawaii	N/A
Idaho	0
Illinois	N/R
Indiana	N/R
Iowa	N/R
Kansas	N/R
Kentucky	0
Louisiana	0
Maine	Not an option
Maryland	148
Massachusetts	0
Michigan	1048
Minnesota	0
Mississippi	N/R
Missouri	249

	Inactive Technicians
Montana	N/A
Nebraska	368
Nevada	0
New Hampshire	N/R
New Jersey	N/R
New Mexico	N/A
New York	N/R
North Carolina	N/R
North Dakota	256
Ohio	N/A
Oklahoma	N/A
Ontario	N/R
Oregon	64
Pennsylvania	N/R
Prince Edward Island	0
Puerto Rico	0
Rhode Island	N/R
South Carolina	88
South Dakota	0
Tennessee	N/R
Texas	0
Utah	N/R
Vermont	0
Virgin Islands	N/R
Virginia	29
Washington	0
West Virginia	N/R
Wisconsin	3115
Wyoming	N/R

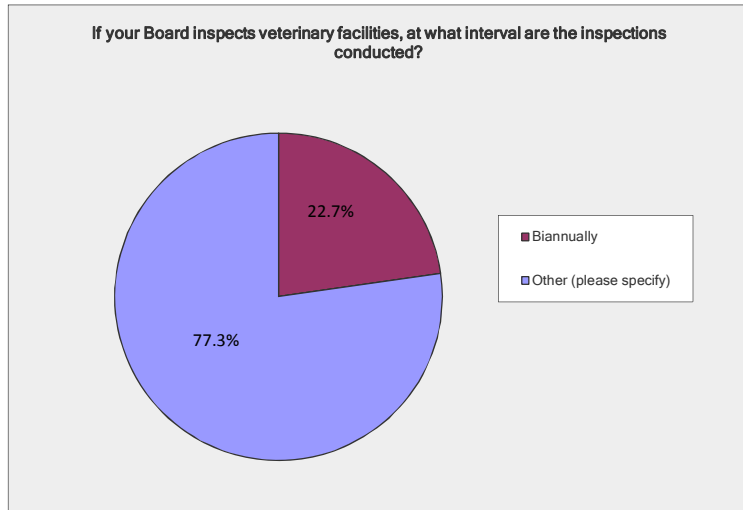
Q9: Does your Board inspect veterinary facilities?	
Answer Options	Response Percent
Yes	50.0%
No	50.0%



YES	NO	N/R
Alabama	Alaska	Arkansas
Alberta	Connecticut	British Columbia
Arizona	District of Columbia	Colorado
California	Hawaii	Delaware
Florida	Idaho	Georgia
Maryland	Iowa	Illinois
Massachusetts	Kentucky	Indiana
Michigan	Louisiana	Kansas
Minnesota	Maine	Mississippi
Nevada	Missouri	Montana
New Mexico	Nebraska	New Hampshire
North Carolina	New York	New Jersey
Ohio	North Dakota	Ontario
Oregon	Oklahoma	Rhode Island
Prince Edward Island	Puerto Rico	Virgin Islands
South Carolina	South Dakota	
Tennessee	Texas	
Virginia	Utah	
Washington	Vermont	
West Virginia	Wyoming	
Wisconsin		

Q10: If your Board inspects veterinary facilities, at what interval are the inspections conducted?

Answer Options	Response Percent
Annually	0.0%
Biannually	22.7%
Other (please specify)	77.3%



Biannually	Other	N/R
Florida	Alabama (Every 3 years)	Arkansas
Nevada	Alberta (Annual self review and audit every 3 years)	Alaska
North Carolina	Arizona (At time of application and approx. every 4-5 years)	British Columbia
Tennessee	California (Approximately once every 5 years unless there is a complaint)	Colorado
Texas	Maryland (Once every two years)	Connecticut
	Massachusetts (Randomly, approximately every 2 years)	Delaware
	Michigan (The Department does not inspect facilities unless it is in response to an investigation against a Veterinarian or Vet. Tech. if the investigation requires on-site review. For example, an on-site inspection may be necessary if the licensee is being investigated for sanitation issues (negligence/incompetence) or controlled substances issues) (inventory/records).	Georgia
	Minnesota (We inspect facilities after receiving a complaint regarding sanitation or building condition.)	Hawaii
	New Mexico (Biennially)	Idaho
	Ohio (Random)	Illinois
	Oregon (Upon receipt of complaint)	Indiana
	Prince Edward Island (Every three years)	Iowa
	South Carolina (Randomly)	Kansas
	Virginia (Routine inspections done every 3 years; more often if a complaint indicates need)	Kentucky
	Washington (As required by circumstances)	Louisiana
	West Virginia (Biennially)	Maine
	Wyoming (As needed)	Mississippi
		Missouri
		Montana
		Nebraska
		New Hampshire
		New Jersey
		New York
		North Dakota
		Oklahoma
		Ontario
		Puerto Rico
		Rhode Island
		South Dakota
		Utah
		Vermont
		Virgin Islands
		Wisconsin

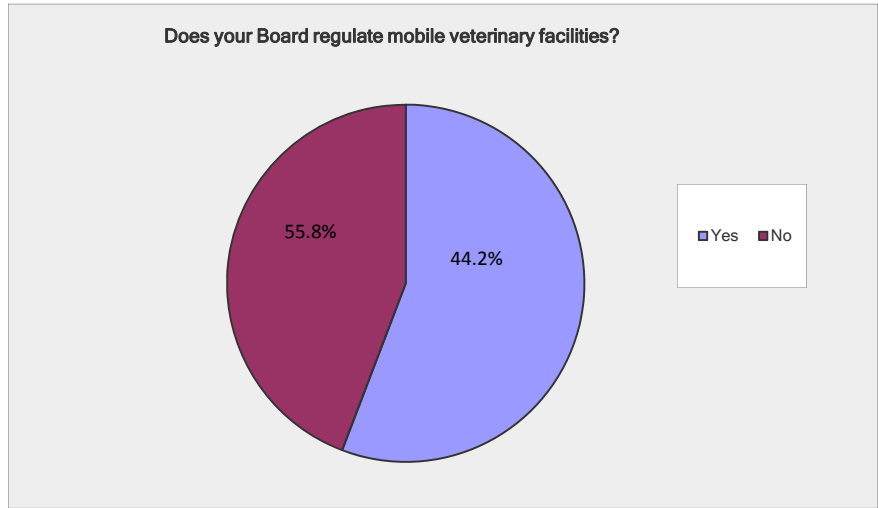
Q11: If your Board does not regularly inspect veterinary facilities, what circumstances would warrant an inspection?

Alabama	N/R
Alaska	A complaint, then if warranted the Investigator would inspect as part of the investigation
Alberta	N/R
Arizona	Complaints
Arkansas	N/R
British Columbia	N/R
California	We do both regular, at random inspections and enforcement inspections based on a complaint.
Colorado	N/R
Connecticut	N/R
Delaware	N/R
District of Columbia	Veterinary facilities are inspected by the Animal Disease Control Program, which is separate from the Board, but works hand in hand with them. The Program conducts annual inspections and complaint driven or Board requested inspections as necessary.
Florida	N/R
Georgia	N/R
Hawaii	N/R
Idaho	As part of a disciplinary action
Illinois	N/R
Indiana	N/R
Iowa	
Kansas	N/R
Kentucky	N/R
Louisiana	N/R
Maine	No legal authority to inspect a veterinary clinic. A complaint may be investigated involving allegations of certain sanitation issues and to review client records.
Maryland	N/R
Massachusetts	N/R
Michigan	See answer to #10
Minnesota	We inspect facilities after receiving a complaint regarding sanitation or building condition. The MN Board may inspect a facility as part of a disciplinary order unrelated to sanitation or building condition.
Mississippi	N/R
Missouri	Complaint

Montana	A complaint
Nebraska	Investigation of a complaint
Nevada	N/R
New Hampshire	N/R
New Jersey	N/R
New Mexico	N/R
New York	A complaint by a consumer. This office has the right to request permission to inspect but not compel the licensee to submit to such an inspection.
North Carolina	N/R
North Dakota	Complaint from public
Ohio	Typically, a complaint of unsanitary conditions
Oklahoma	N/R
Ontario	N/R
Oregon	Valid complaint concerning failure to meet minimum facility standards.
Pennsylvania	N/R
Prince Edward Island	N/R
Puerto Rico	If there is a former complain the Board has the authority to inspect any facility.
Rhode Island	N/R
South Carolina	Complaints
South Dakota	Complaint on sanitation
Tennessee	N/R
Texas	N/R
Utah	Upon a complaint regarding a Doctor applying unsanitary methods or procedures.
Vermont	N/R
Virgin Islands	N/R
Virginia	N/R
Washington	Complaint driven
West Virginia	N/R
Wisconsin	Inspection could be part of investigation of complaint against a veterinarian or veterinary technician.
Wyoming	Complaint

Q12: Does your Board regulate mobile veterinary facilities?

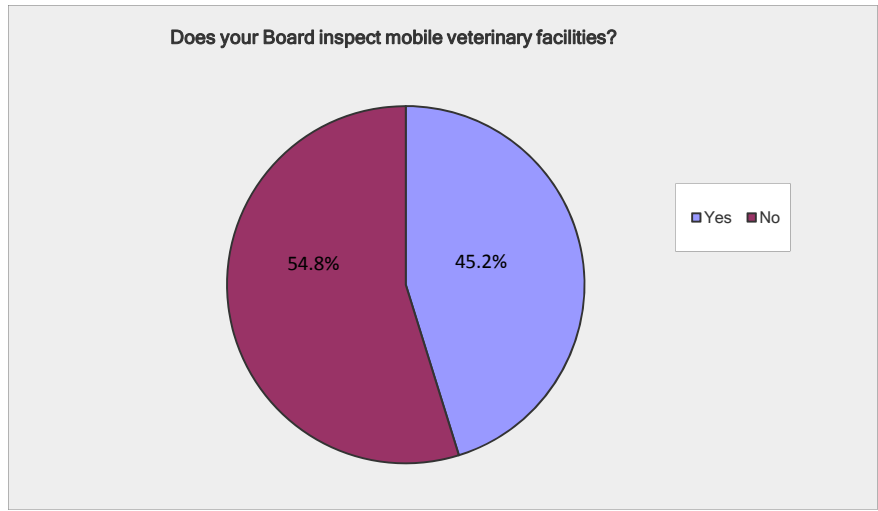
Answer Options	Response Percent
Yes	55.8%
No	44.2%



YES	NO	N/R
Alabama	Alaska	Arkansas
Arizona	Alberta	British Columbia
California	Connecticut	Colorado
Kentucky	District of Columbia	Delaware
Louisiana	Hawaii	Georgia
Maryland	Idaho	Illinois
Massachusetts	Iowa	Indiana
Minnesota	Maine	Kansas
Missouri	Michigan	Mississippi
Nevada	Montana	Montana
New Mexico	Nebraska	New Hampshire
North Carolina	New York	New Jersey
Ohio	North Dakota	Ontario
Oregon	Oklahoma	Rhode Island
Prince Edward Island	South Dakota	Virgin Islands
Puerto Rico	Texas	
South Carolina	Utah	
Tennessee	Vermont	
Virginia		
Washington		
West Virginia		
Wisconsin		
Wyoming		

Q13: Does your Board inspect mobile veterinary facilities?

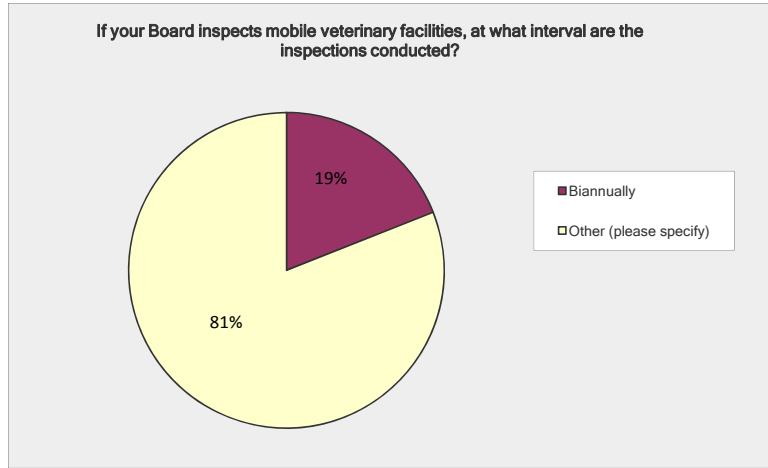
Answer Options	Response Percent
Yes	45.2%
No	54.8%



YES	NO	N/R
Alabama	Alaska	Arkansas
Alberta	Connecticut	British Columbia
Arizona	District of Columbia	Colorado
California	Hawaii	Delaware
Florida	Idaho	Georgia
Maryland	Iowa	Illinois
Michigan	Kentucky	Indiana
New Mexico	Louisiana	Kansas
North Carolina	Maine	Mississippi
Ohio	Massachusetts	Montana
Oregon	Minnesota	New Hampshire
Prince Edward Island	Missouri	New Jersey
South Carolina	Montana	New York
Tennessee	Nebraska	Ontario
Virginia	Nevada	Rhode Island
Washington	North Dakota	Virgin Islands
West Virginia	Oklahoma	
Wyoming	Puerto Rico	
	South Dakota	
	Texas	
	Utah	
	Vermont	
	Wisconsin	

Q14: If your Board inspects mobile veterinary facilities, at what interval are the inspections conducted?

Answer Options	Response Percent
Annually	0.0%
Biannually	19.0%
Other (please specify)	81.0%



Biannually	Other	N/R
Florida	Alabama (Every three years)	Alaska
Nevada	Alberta (Annual self review and audit every 3 years)	Arkansas
North Carolina	Arizona (At time of application and approx every 4-5 years)	British Columbia
Tennessee	California (Approximately once every 5 years unless there is a complaint)	Colorado
	Maryland (Once every two years)	Connecticut
	Michigan (See response to #11)	Delaware
	Minnesota (Inspection would be based on a submitted complaint)	District of Columbia
	New Mexico (Biennially)	Georgia
	Ohio (Random)	Hawaii
	Oregon (Upon receipt of a complaint)	Idaho
	Prince Edward Island (Every 3 years)	Illinois
	Puerto Rico (If there is a former complain the Board has the authority to inspect any facility)	Indiana
	South Carolina (Randomly)	Iowa
	Texas (N/A)	Kansas
	Virginia (Routine every 3 years; more often if a complaint indicates needs)	Kentucky
	Washington (As required by the circumstances)	Louisiana
	West Virginia (Biennially)	Maine
	Wyoming (As needed)	Massachusetts
		Mississippi
		Missouri
		Montana
		New Hampshire
		New Jersey
		New York
		North Dakota
		Oklahoma
		Ontario
		Rhode Island
		South Dakota
		Utah
		Vermont
		Virgin Islands
		Wisconsin

Q15: If your Board does not regularly inspect mobile veterinary facilities, what circumstances would warrant an inspection?

Answer Options

Alabama	N/R
Alaska	Same as for brick-and-mortar - if a complaint is filed.
Alberta	N/R
Arizona	Complaint
Arkansas	N/R
British Columbia	N/R
California	We do regularly inspect mobile facilities and we do enforcement inspections based on a complaint.
Colorado	N/R
Connecticut	N/R
Delaware	N/R
District of Columbia	Mobile veterinary facilities are inspected by the Animal Disease Control Program, which is separate from the Board, but works hand in hand with them. The Program conducts annual inspections and complaint driven or Board requested inspections as necessary.
Florida	N/R
Georgia	N/R
Hawaii	N/R
Idaho	As part of a disciplinary action
Illinois	N/R
Indiana	N/R
Iowa	N/R
Kansas	N/R
Kentucky	N/R
Louisiana	N/R
Maine	N/R
Maryland	N/R
Massachusetts	A complaint against the veterinarians
Michigan	See answer to #10
Minnesota	Inspection would be based on a submitted complaint
Mississippi	N/R
Missouri	Complaint

Montana	A complaint
Nebraska	Investigation of a complaint
Nevada	N/R
New Hampshire	N/R
New Jersey	N/R
New Mexico	N/R
New York	See response to #11
North Carolina	N/R
North Dakota	Public complaint
Ohio	Typically, a complaint of unsanitary conditions
Oklahoma	N/R
Ontario	N/R
Oregon	Valid complaint concerning failure to meet min stds.
Pennsylvania	N/R
Prince Edward Island	N/R
Puerto Rico	If there is a former complain the Board has the authority to inspect any facility.
Rhode Island	N/R
South Carolina	Complaints
South Dakota	Complaint on sanitation
Tennessee	N/R
Texas	N/R
Utah	Upon a complaint regarding a Doctor applying unsanitary methods or procedures
Vermont	A complaint of veterinary unprofessional conduct
Virgin Islands	N/R
Virginia	N/R
Washington	Complaint driven
West Virginia	N/R
Wisconsin	N/R
Wyoming	Complaint

Q16: What is your renewal fee for:

Answer Options	Response Percent
Veterinarians	97.7%
Veterinary Technicians	83.7%
Veterinary practice facilities	60.5%

	Veterinarians	Veterinary Technicians	Veterinary Practice Facilities
Alabama	\$200	\$75	\$150
Alaska	\$375	\$60	N/A
Alberta	\$1,400	\$250	\$250
Arizona	\$400	\$100	\$200
Arkansas	\$100	\$25	N/A
British Columbia	N/R	N/R	N/R
California	\$290	\$250	\$200
Colorado	N/R	N/R	N/R
Connecticut	\$565	N/R	N/R
Delaware	N/R	N/R	N/R
District of Columbia	\$130	\$0	\$117
Florida	\$260	\$0	\$0
Georgia	N/R	N/R	N/R
Hawaii	\$270	N/R	N/R
Idaho	\$175	\$75	N/R
Illinois	N/R	N/R	N/R
Indiana	N/R	N/R	N/R
Iowa	\$60	\$15	N/R
Kansas	N/R	N/R	N/R
Kentucky	\$200	\$30	N/R
Louisiana	\$225	\$30	N/R
Maine	\$100	\$50	N/R
Maryland	\$215	\$75	\$215
Massachusetts	\$97	N/R	N/R
Michigan	\$110	\$50	N/R
Minnesota	\$200	\$0	\$25
Mississippi	N/R	N/R	N/R
Missouri	\$50	\$20	\$25

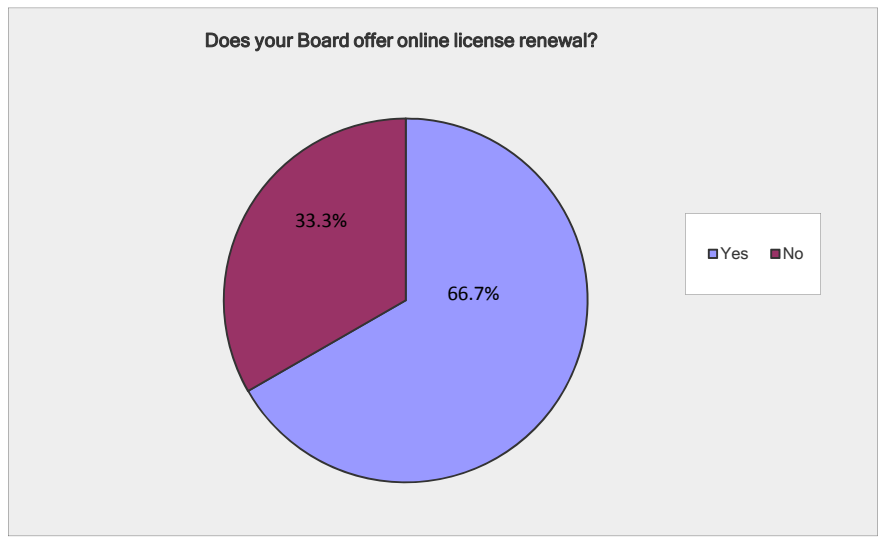
Add'l fee reported of \$100

Annual Professional Firm registration fee

	Veterinarians	Veterinary Technicians	Veterinary Practice Facilities
Montana	\$110	N/R	N/R
Nebraska	\$168	\$63	N/R
Nevada	\$250	\$75	\$25
New Hampshire	N/R	N/R	N/R
New Jersey	N/R	N/R	N/R
New Mexico	\$175	\$35	\$100
New York	\$242	\$92	N/R
North Carolina	\$150	\$50	N/R
North Dakota	\$60	\$15	\$0
Ohio	\$155	\$35	\$300
Oklahoma	\$225	\$45	N/R
Ontario	N/R	N/R	N/R
Oregon	\$100	\$25	\$0
Pennsylvania	N/R	N/R	N/R
Prince Edward Island	\$550	N/R	N/R
Puerto Rico	\$50	\$50	N/R
Rhode Island	N/R	N/R	N/R
South Carolina	\$200	\$40	\$0
South Dakota	\$100	\$20	\$0
Tennessee	\$360	\$90	\$360
Texas	N/R	N/R	N/R
Utah	\$73	N/R	N/R
Vermont	\$250	N/R	N/R
Virgin Islands	N/R	N/R	N/R
Virginia	\$135	\$30	\$140
Washington	\$120	\$75	not licensed
West Virginia	\$250	\$80	\$50
Wisconsin	\$160	\$160	N/R
Wyoming	\$65	N/R	N/R

Q17: Does your Board offer online license renewal?

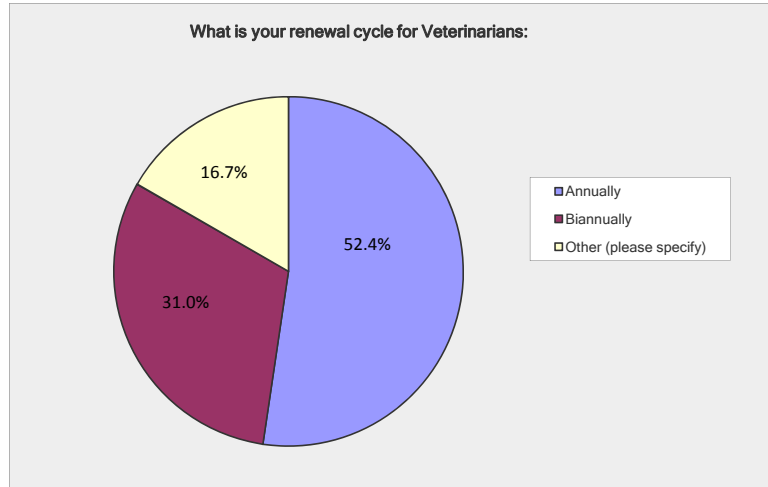
Answer Options	Response Percent
Yes	66.7%
No	33.3%



YES	NO	N/R
Alabama	Alaska	Arkansas
Kentucky	Alberta	British Columbia
Maine	Arizona	Colorado
Maryland	California	Delaware
Michigan	Connecticut	Georgia
Minnesota	District of Columbia	Illinois
Missouri	Florida	Indiana
Montana	Hawaii	Kansas
Nebraska	Idaho	Mississippi
Nevada	Iowa	Montana
New York	Louisiana	New Hampshire
North Carolina	Massachusetts	New Jersey
Ohio	New Mexico	New York
Oklahoma	North Dakota	Ontario
Oregon	Prince Edward Island	Rhode Island
Puerto Rico	South Dakota	Virgin Islands
South Carolina	Washington	Wyoming
Tennessee	West Virginia	
Texas		
Utah		
Vermont		
Virginia		
Wisconsin		

Q18: What is your renewal cycle for Veterinarians:

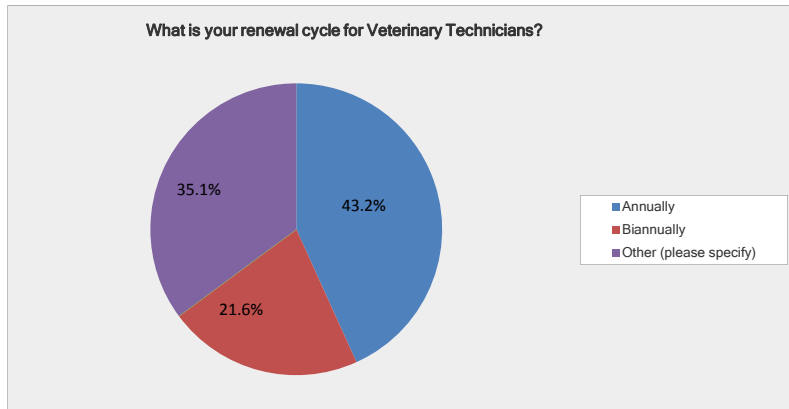
Answer Options	Response Percent
Annually	52.4%
Biannually	31.0%
Other (please specify)	16.7%



Annually	Biannually	Other	N/R
Alabama	Alaska	Idaho (Triennium)	Arkansas
Alberta	Arizona	Nebraska (Biennially)	British Columbia
Connecticut	California	New York (Every three years)	Colorado
Idaho	District of Columbia	Puerto Rico (Every three years)	Delaware
Louisiana	Florida	South Carolina (Biennially)	Georgia
Maine	Hawaii	South Dakota (Every two years for \$100)	Illinois
Maryland	Kentucky	Utah (September of the even year)	Indiana
Massachusetts	Michigan		Kansas
Missouri	Minnesota		Mississippi
Montana	Ohio		New Hampshire
Nevada	Tennessee		New Jersey
New Mexico	Vermont		Ontario
North Carolina	Wisconsin		Rhode Island
North Dakota			Virgin Islands
Oklahoma			
Oregon			
Prince Edward Island			
Texas			
Virginia			
Washington			
West Virginia			
Wyoming			

Q19: What is your renewal cycle for Veterinary Technicians?

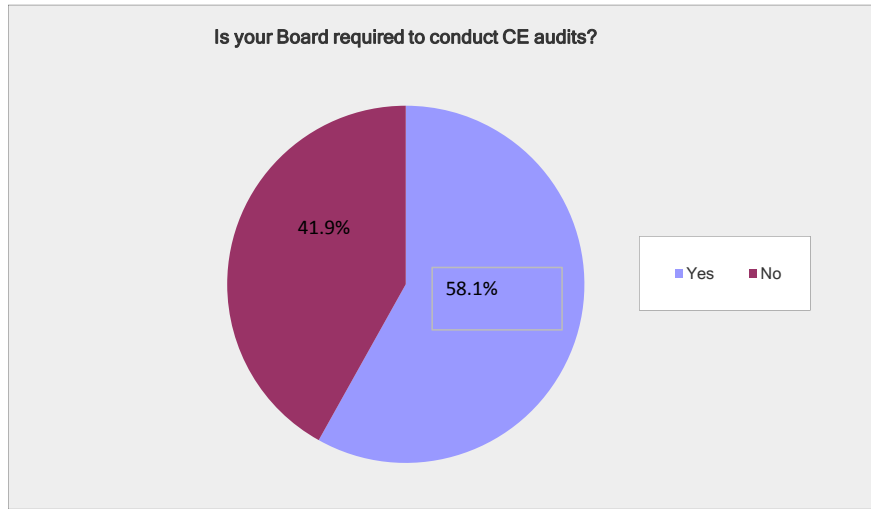
Answer Options	Response Percent
Annually	43.2%
Biannually	21.6%
Other (please specify)	35.1%



Annually	Biannually	Other	N/R
Alabama	Alaska	Florida (does not license technicians)	Arkanss
Alberta	Arizona	Iowa (Triennium)	British Columbia
Idaho	California	Maryland (Every three years)	Colorado
Kentucky	Michigan	Massachusetts (does not license technicians)	Connecticut
Louisiana	North Carolina	Minnesota (does not regulate technicians)	Delaware
Maine	Ohio	Montana (N/A)	District of Columbia
Missouri	Tennessee	Nebraska (Biennially)	Georgia
Nevada	Wisconsin	New York (Every three year)	Hawaii
New Mexico		Prince Edward Island (does not license technicians)	Illinois
North Dakota		Puerto Rico (Every three years)	Indiana
Oregon		South Carolina (Biennially)	Kansas
Virginia		South Dakota (Biennially)	Mississippi
Washington		Vermont (does not license technicians)	New Hampshire
West Virginia			New Jersey
			Ontario
			Rhode Island
			Texas
			Utah
			Virgin Islands
			Wyoming

Q20: Is your Board required to conduct CE audits?

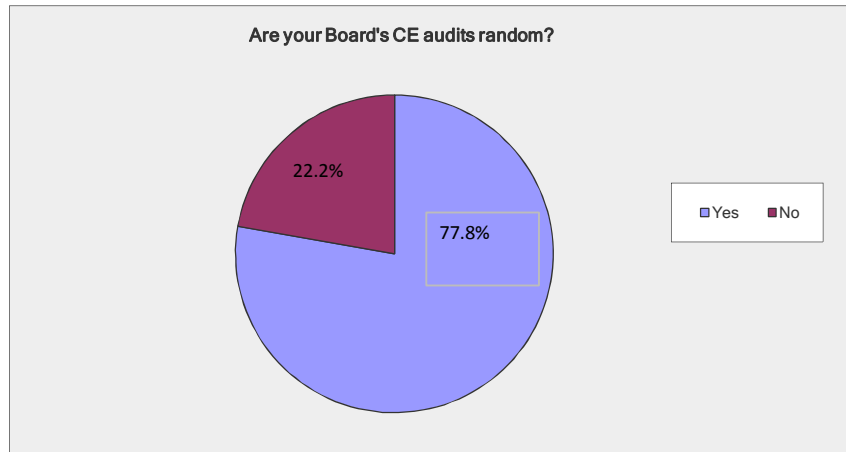
Answer Options	Response Percent
Yes	58.1%
No	41.9%



YES	NO	N/R
Alabama	Arizona	Arkansas
Alaska	Connecticut	British Columbia
Alberta	District of Columbia	Colorado
California	Hawaii	Delaware
Florida	Iowa	Georgia
Idaho	Maryland	Illinois
Kentucky	Michigan	Indiana
Louisiana	New Mexico	Kansas
Maine	North Carolina	Mississippi
Massachusetts	North Dakota	Montana
Minnesota	Ohio	New Hampshire
Missouri	Oregon	New Jersey
Montana	Prince Edward Island	New York
Nebraska	South Dakota	Ontario
Nevada	Utah	Rhode Island
New York	Wisconsin	Virgin Islands
Oklahoma	Wyoming	
Puerto Rico		
South Carolina		
Tennessee		
Texas		
Vermont		
Virginia		
Washington		
West Virginia		

Q21: Are your Board's CE audits random?

Answer Options	Response Percent
Yes	77.8%
No	22.2%



YES	NO	N/R
Alabama	Idaho	Arkansas
Alaska	Louisiana	British Columbia
Alberta	New Mexico	Colorado
Arizona	North Dakota	Delaware
California	Ohio	District of Columbia
Connecticut	Puerto Rico	Georgia
Florida	South Dakota	Hawaii
Iowa	West Virginia	Illinois
Kentucky		Indiana
Maine		Kansas
Maryland		Michigan
Massachusetts		Mississippi
Minnesota		Montana
Missouri		New Hampshire
Montana		New Jersey
Nebraska		New York
Nevada		Ontario
New York		Prince Edward Island
North Carolina		Rhode Island
Oklahoma		Virgin Islands
Oregon		Wisconsin
South Carolina		Wyoming
Tennessee		
Texas		
Utah		
Vermont		
Virginia		
Washington		

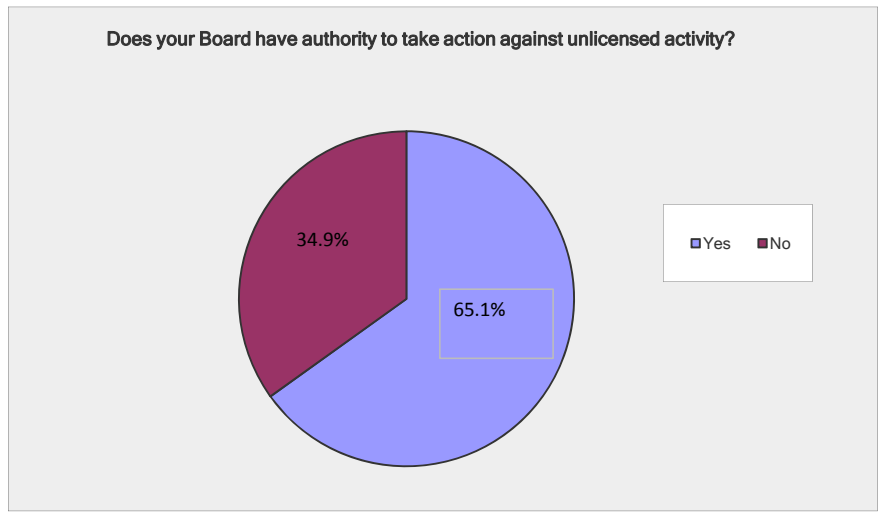
Q22: If your Board is not required to conduct CE audits, what circumstances could trigger an audit?

Alabama	N/R
Alaska	N/R
Alberta	N/R
Arizona	Random check
Arkansas	N/R
British Columbia	N/R
California	We do regular audits and we do audits when there is enforcement and when someone has done delinquent and wants to renew.
Colorado	N/R
Connecticut	Investigation of a complaint, random audit.
Delaware	N/R
District of Columbia	If the applicant indicates that they have not completed CEs and then indicates that they answered the question wrong.
Florida	N/R
Georgia	N/R
Hawaii	N/R
Idaho	We audit every single licensee for CE compliance
Illinois	N/R
Indiana	N/R
Iowa	Board request.
Kansas	N/R
Kentucky	N/R
Louisiana	N/R
Maine	CE audits are not high on list due to limited resources, however, if it is determined either through a complaint or other report that the licensee failed to meet his or her CE obligations as state by rule, the Board or its staff may file a complaint against the licensee and an investigation into the allegation of noncompliance is done.
Maryland	With the new online registration system in place, the Board will now randomly audit for proof of CE.
Massachusetts	We do random audits, and licensees are also required to submit CE in response to a complaint that has been filed.
Michigan	N/R
Minnesota	N/R
Mississippi	N/R
Missouri	N/R

Montana	N/R
Nebraska	N/R
Nevada	N/R
New Hampshire	N/R
New Jersey	N/R
New Mexico	The situation requiring an audit has not arisen.
New York	N/R
North Carolina	N/R
North Dakota	We are not required to audit a licensee for CE, but can conduct a random CE audit
Ohio	If the Board became aware that a licensee falsified the documents submitted at renewal
Oklahoma	N/R
Ontario	N/R
Oregon	Suspicious report, e.g., CE obtained on Mars.
Pennsylvania	N/R
Prince Edward Island	Questions upon review of CE submissions
Puerto Rico	N/R
Rhode Island	N/R
South Carolina	N/R
South Dakota	Any information suggesting inaccuracies or fraud
Tennessee	N/R
Texas	N/R
Utah	Upon license renewal or investigation.
Vermont	Questionable Veterinarian practice or a complaint
Virgin Islands	N/R
Virginia	N/R
Washington	N/R
West Virginia	N/R
Wisconsin	Board request, specific complaint filed with Department.
Wyoming	Wyoming Rules and Statute do not provide authority to audit

Q23: Does your Board have authority to take action against unlicensed activity?

Answer Options	Response Percent
Yes	65.1%
No	34.9%



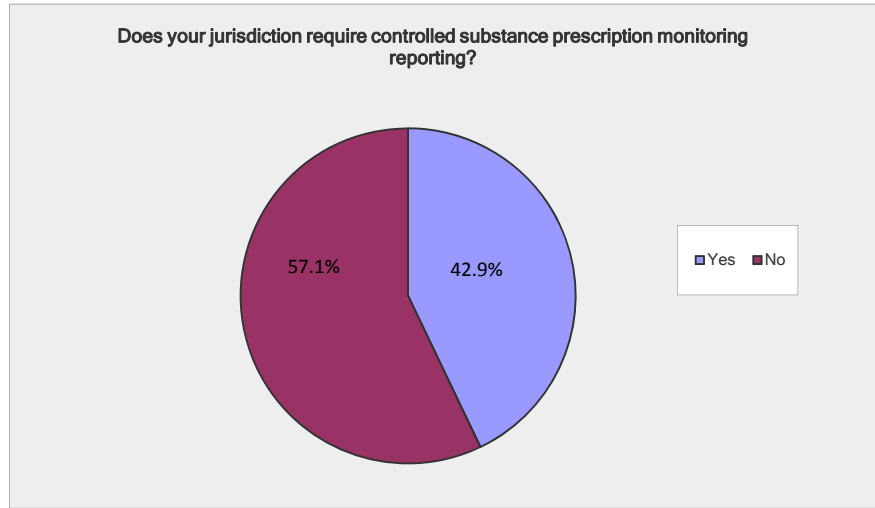
YES	NO	N/R
Alabama	Alaska	Arkansas
Alberta	District of Columbia	British Columbia
Arizona	Florida	Colorado
California	Iowa	Delaware
Connecticut	Kentucky	Georgia
Idaho	Maine	Illinois
Louisiana	Michigan	Indiana
Maryland	Montana	Kansas
Massachusetts	New Mexico	Mississippi
Minnesota	Ohio	Montana
Missouri	Puerto Rico	New Hampshire
Nebraska	Washington	New Jersey
Nevada	West Virginia	Ontario
New York	Wisconsin	Rhode Island
North Carolina		Virgin Islands
North Dakota		
Oklahoma		
Oregon		
Prince Edward Island		
South Carolina		
South Dakota		
Tennessee		
Texas		
Utah		
Vermont		
Virginia		
Wyoming		

Q23: Does your Board take action against unlicensed activity? (Please explain)

Alabama	We can administer fines, and if they continue to do so, press charges
Alberta	We may apply for court injunction
California	Citation and fine authority
District of Columbia	Unlicensed activity is investigated by the Health Regulation and Licensing Administration. They work with the Board, but separately. The Administration would take action against unlicensed activity.
Florida	The Department of Business and Professional Regulation takes action against unlicensed activity
Hawaii	Our Regulated Industries Complain Office oversees all complaint filings, investigation and prosecution.
Maryland	The Board is very limited in the actions it may take. It may issue a cease and desist letter. If the unlicensed activity continues, the Board may seek to obtain an injunction to prohibit the activity.
Minnesota	Limited. The Minnesota Board has cease and desist authority. Unlicensed practice is a gross misdemeanor. Prosecution is at the discretion of the municipal or county attorney.
Nebraska	A cease and desist order; and we now have the authority to assess a civil penalty (fine)
New Mexico	The Board has jurisdiction over licensees only
New York	Action may taken by our State Attorney General's Office or the NYS Education Dept. Office of Professional Discipline
Ohio	Refer to the prosecutor
Oregon	Unlicensed vet practice is a Class C misdemeanor. Board can issue civil penalties, seek injunctions
Tennessee	Assessment of civil penalties
Virginia	Unlicensed activity, practicing with an expired license; Board may take action. Unlicensed activity, qualified to be licensed; Board may take action if individual is applying for licensure. Unlicensed activity, not qualified to be licensed; Board does not have authority to take action and matter is reported to the Commonwealth's Attorney in the appropriate jurisdiction for possible criminal action.
Wyoming	Board may issue cease and desist

Q24: Does your jurisdiction require controlled substance prescription monitoring reporting?

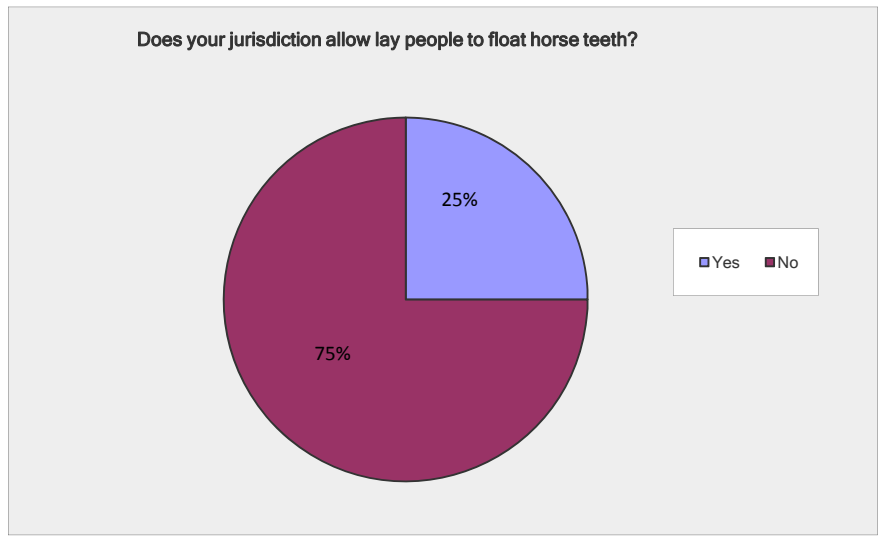
Answer Options	Response Percent
Yes	42.9%
No	57.1%



YES	NO	N/R
Alabama	Alaska	Arkansas
Alberta	Arizona	British Columbia
California	Connecticut	Colorado
Idaho	District of Columbia	Delaware
Kentucky	Florida	Georgia
Louisiana	Hawaii	Illinois
Michigan	Iowa	Indiana
New Mexico	Maine	Kansas
Ohio	Maryland	Mississippi
Oklahoma	Massachusetts	Montana
Prince Edward Island	Minnesota	New Hampshire
Puerto Rico	Missouri	New Jersey
South Carolina	Montana	New York
Tennessee	Nebraska	Ontario
Vermont	Nevada	Rhode Island
Washington	New York	Virgin Islands
Wisconsin	North Carolina	Wyoming
	North Dakota	
	Oregon	
	South Dakota	
	Texas	
	Utah	
	Virginia	
	West Virginia	

Q 25: Does your jurisdiction allow lay people to float horse teeth?

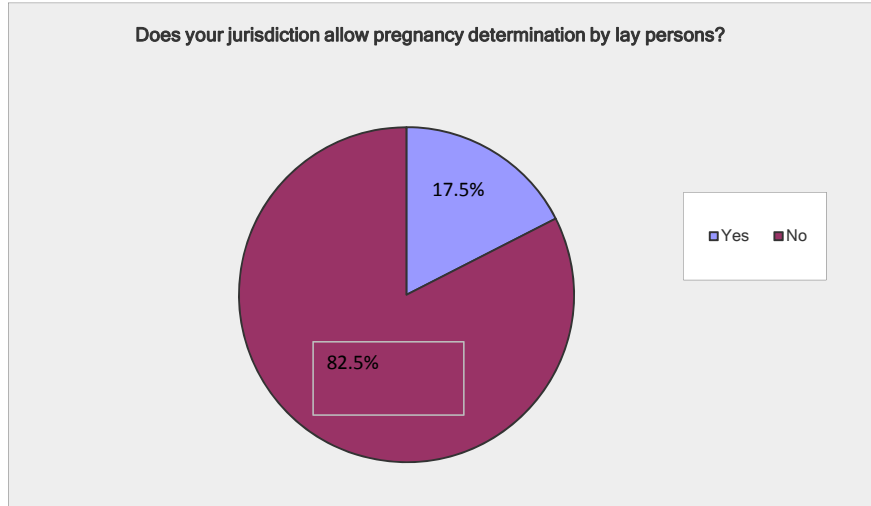
Answer Options	Response Percent
Yes	25.0%
No	75.0%



YES	NO	N/R
Alberta	Alabama	Arkansas
California	Alaska	British Columbia
Florida	Arizona	Colorado
Maryland	Connecticut	Delaware
Michigan	District of Columbia	Georgia
Minnesota	Hawaii	Illinois
Oklahoma	Idaho	Indiana
Prince Edward Island	Iowa	Kansas
Puerto Rico	Kentucky	Maine
South Carolina	Louisiana	Mississippi
	Massachusetts	Montana
	Missouri	New Hampshire
	Montana	New Jersey
	Nebraska	New York
	Nevada	Ontario
	New Mexico	Rhode Island
	North Carolina	Virgin Islands
	North Dakota	Wisconsin
	Ohio	
	Oregon	
	South Dakota	
	Tennessee	
	Texas	
	Utah	
	Vermont	
	Virginia	
	Washington	
	West Virginia	
	Wyoming	

Q26: Does your jurisdiction allow pregnancy determination by lay persons?

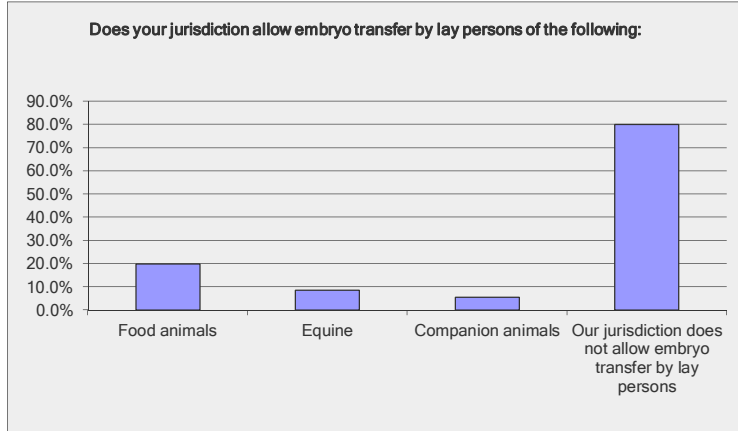
Answer Options	Response Percent
Yes	17.5%
No	82.5%



YES	NO	N/R
Michigan	Alabama	Arizona
New Mexico	Alaska	Arkansas
Oklahoma	Alberta	British Columbia
South Carolina	California	Colorado
South Dakota	Connecticut	Delaware
Utah	District of Columbia	Georgia
Vermont	Florida	Illinois
	Hawaii	Indiana
	Idaho	Kansas
	Iowa	Maine
	Kentucky	Mississippi
	Louisiana	Montana
	Maryland	New Hampshire
	Massachusetts	New Jersey
	Minnesota	Ontario
	Missouri	Rhode Island
	Montana	Virgin Islands
	Nebraska	Wisconsin
	Nevada	
	New York	
	North Carolina	
	North Dakota	
	Ohio	
	Oregon	
	Prince Edward Island	
	Puerto Rico	
	Tennessee	
	Texas	
	Virginia	
	Washington	
	West Virginia	
	Wyoming	

Q27: Does your jurisdiction allow embryo transfer by lay persons of the following:

Answer Options	Response Percent
Food animals	20.0%
Equine	8.6%
Companion animals	5.7%
Our jurisdiction does not allow embryo transfer by lay	80.0%



Food Animals	Equine	Companion Animals	Not Allowed	N/R
Alaska	Alaska	Alaska	Alabama	Arkansas
Michigan	Michigan		Alberta	Arizona
Nebraska	Ontario		California	British Columbia
Oklahoma			District of Columbia	Connecticut
Ontario			Florida	Delaware
South Dakota			Hawaii	Georgia
Vermont			Idaho	Illinois
			Iowa	Indiana
			Kentucky	Kansas
			Maryland	Louisiana
			Massachusetts	Maine
			Minnesota	Montana
			Missouri	Ontario
			Nevada	Rhode Island
			New Mexico	South Carolina
			New York	Tennessee
			North Carolina	Texas
			North Dakota	
			Ohio	
			Oregon	
			Prince Edward Island	
			Puerto Rico	
			Utah	
			Virginia	
			Washington	
			West Virginia	
			Wisconsin	
			Wyoming	

We welcome any additional comments/concerns

Alberta	As indicated above, lay persons are able to float teeth in Alberta because the Act does not prohibit this activity. The ABVMA still holds that this is a medical procedure and should only be done by a registered veterinarian or registered AHT under appropriate supervision. So, when I check that the jurisdiction permits lay people to float equine teeth, it would be better to say that we are forced to accept lay people floating teeth
California	Embryo transfer is the practice of veterinary medicine in California, but there are segments of the procedure that can be done by lay persons under the supervision of a CA licensed veterinarian.
District of Columbia	Only companion animals are legal in the District. We are currently working to update our Practice Act and to finalized regulations that will enable us to register technicians. Under our current Practice Act veterinarians are not able to go on paid inactive status. Because of this, our only categories for licensure are active or expired. We have no way to tell how many of the 215 active veterinarians are currently practicing in DC. We suspect it is a small percentage because we have only 16 veterinary facilities and many of our licensees are federal veterinarians working for USDA or FDA. Also, because DC is a small jurisdiction, many veterinarians work in Virginia or Maryland, but maintain a DC license to do relief work or house calls.
Hawaii	Hawaii does not regulate veterinary technicians. The Department of Health oversees inspection of veterinary/mobile facilities. Currently, Hawaii does not require CE for license renewal. However, effective July 1, 2016 license renewal, at least 20 CE's will be required.
Idaho	Unlicensed practice is a misdemeanor in Idaho.
Louisiana	You did not ask for CAET renewal fee. LA is \$50 annually. 26. 27. & 28. are not yes/no for Louisiana, as there are specifics to clarify "lay person", "trained by Board approved program", etc. Additionally, embryo transfer is performed by various methods.
Maryland	The numbers of inactive veterinarians and technicians referenced in Questions 7 and 9, above, include all individuals licensed in Maryland, but they may reside outside of the State. The Board's staff is in the process of renewing registrations for all licensees, so the figures provided in Questions 6 and 8 include all individuals who were current to practice up to June 30, 2012.
Massachusetts	Our Board is seeking ways to randomly inspect mobile clinics and are open to ideas as to how other states do this. At this point, they are not random. The Board holds their practice to the same standards as all veterinarians.
Michigan	The allowance of the procedures described in questions 26-28 would only occur in accordance with MCL 333.16215, the delegation by the veterinarian to individuals who are otherwise qualified by education, training, or experience.
Montana	We test & license embryo transfer technicians for practice on bovine only.
Washington	A person may practice veterinary medicine on their own animals without a license. Veterinarians in Washington are not currently reporting to the Prescription Monitoring Program. 2012 legislation requires that rules be developed for alternate reporting requirements for veterinarians. Reporting is not required until the revised rules are in place.
West Virginia	On all renewals, ce is reviewed on every renewal prior to renewing annually. We are required to verify ce prior to issuance of a renewal certificate